




ROOM CAPACITY/SEATING




U-SHAPE
SOUTH WING: 56max
WEST WING: 56max




BOARD ROOM
SOUTH WING: 50max
WEST WING: 50max




THEATRE
SOUTH WING: 225max
WEST WING: 225max



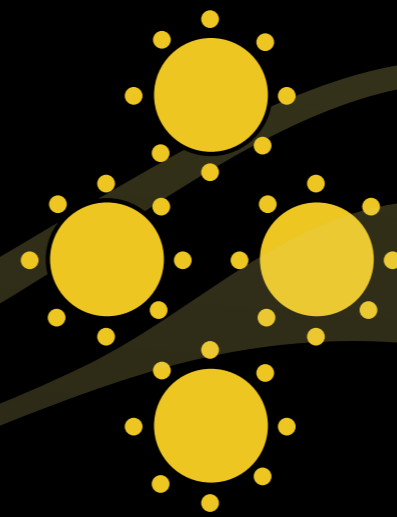
HOLLOW SQUARE
SOUTH WING: 68max
WEST WING: 68max



CLASS ROOM
SOUTH WING: 108max
WEST WING: 96max



CABARET
SOUTH WING:
15 tables, 8 per table,
120max, (with space for
projector and screen).
WEST WING:
12 tables, 8 per table,
96max (with space for
projector and screen).



RECEPTION
SOUTH WING: 300max
WEST WING: 270max

BANQUET
SOUTH WING:
15 tables seating 12 (with stage only,
no dance floor). 180max

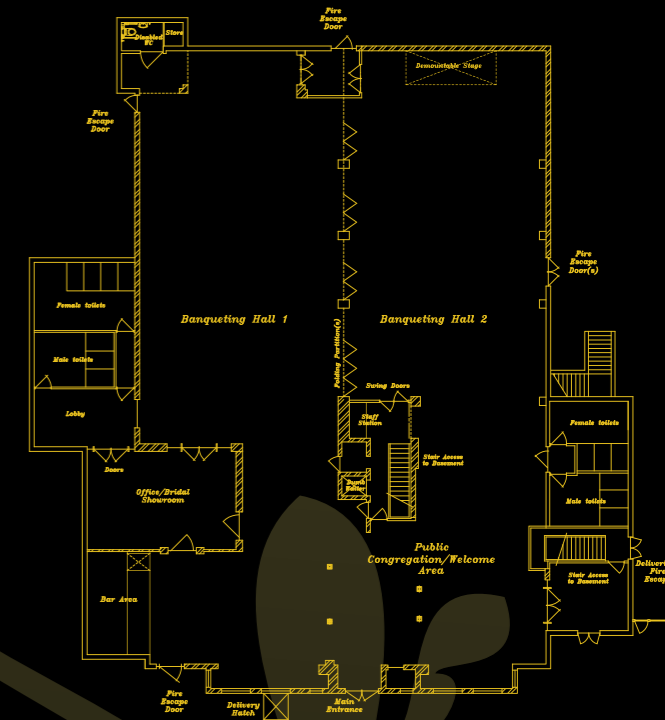
12 tables seating 12 (with dance
floor and stage). 144max

WEST WING:
15 tables seating 12 (with stage only,
no dance floor). 180max

12 tables seating 12 (with dance
floor and stage). 144max

SOUTH & WEST WING: 33 tables
seating 12 guests, 396max
without reception area:
extra seating for 104max

FLOOR PLAN:



*Approved Ground Floor
(Scale 1:200)*